

See discussions, stats, and author profiles for this publication at: <https://www.researchgate.net/publication/375360669>

Sustainable development of trust and presence of police in schools: implications for school safety policy

Article in *Journal of Liberty and International Affairs Institute for Research and European Studies - Bitola* · November 2023

DOI: 10.47305/JLIA2393022j

CITATIONS

0

READS

44

5 authors, including:



Bojan Janković

University of Criminal Investigation and Police Studies

52 PUBLICATIONS 129 CITATIONS

[SEE PROFILE](#)



Vladimir M. Cvetković

University of Belgrade

353 PUBLICATIONS 1,263 CITATIONS

[SEE PROFILE](#)



Božidar Otašević

University of Criminal Investigation and Police Studies

33 PUBLICATIONS 16 CITATIONS

[SEE PROFILE](#)



Aleksandar Ivanov

University "St. Kliment Ohridski" - Bitola

35 PUBLICATIONS 119 CITATIONS

[SEE PROFILE](#)

Copyright © 2023 The author/s

This work is licensed under a CC-BY 4.0 license

(*) Corresponding author

Peer review method: Double-blind

Original scientific article

DOI: <https://doi.org/10.47305/JLIA2393022j>

Received: 20.08.2023 · Revised: 28.09.2023 · Accepted: 29.09.2023 · Published: 26.12.2023




SUSTAINABLE DEVELOPMENT OF TRUST AND POLICE PRESENCE IN SCHOOLS: IMPLICATIONS FOR SCHOOL SAFETY POLICY


Bojan Janković¹, Vladimir M. Cvetković², Zvonimir Ivanović³, Aleksandar Ivanov^{4*}, Svetlana Jovanović⁵, Božidar Otašević⁶

¹University of Criminal Investigation and Police Studies - Belgrade, Serbia  <https://orcid.org/0000-0002-3872-3090> ✉ bojan.jankovic@kpu.edu.rs

²Faculty of Security Studies, University of Belgrade, Serbia; Scientific-Professional Society for Disaster Risk Management, Belgrade, Serbia

 <https://orcid.org/0000-0002-3450-0658> ✉ vmc@fb.bg.ac.rs

³University of Criminal Investigation and Police Studies - Belgrade, Serbia  <https://orcid.org/0000-0002-1101-6169> ✉ zvonimir.ivanovic@kpu.edu.rs

⁴Faculty of Security - Skopje, University "St. Kliment Ohridski" - Bitola, North Macedonia  <https://orcid.org/0009-0006-3996-7034> ✉ aleksandar.ivanov@uklo.edu.mk

⁵Faculty of Organizational Sciences, University of Belgrade, Serbia ✉ petrovic.svetlana@fon.bg.ac.rs

⁶University of Criminal Investigation and Police Studies - Belgrade, Serbia  <https://orcid.org/0000-0002-6663-2874> ✉ bozidar.otasevic@kpu.edu.rs

Abstract: *The study aims to determine the trust and presence of police officers in schools in Serbia, as well as the perception of the principals and secretaries, teachers and staff, parents, and students on how successful the specific police units dedicated to schools were in fulfilling their tasks. The ex-post analysis was conducted through PEST/SWAT analysis, mapping the key actors and using batteries of online questionnaires, besides interviews with the MOI representatives, surveyed with personal interviewing, computer-aided surveying, desk analysis, and content analysis. The survey was conducted from September 2021 to June 2022. The research methods were implemented in 1140 schools in Serbia, and 8,617 people were included in surveys: police officers (308); principals and secretaries (1085); the team for protection against discrimination (982); teachers and staff (2988); parents (938) and students (2316). The relationships between the covariates and perception were investigated using the t-test, one-way ANOVA, multivariate linear regression, and binary regression. The results showed that a project of school police officers was not fully recognized as one of the strategically essential instruments for safe schools; trust is low, but presence is high. Besides that, the results suggest that the entire public believes that police are needed in schools and that it positively affects school safety. Regarding school safety policy, it is necessary to undertake three measures for the sustainable development of trust and the presence of police in school: regulatory, informative-educational, and institutional-organizational.*

Keywords: *School; Security; Police Officer; Trust; Perception; Sustainable Development; Serbia*

INTRODUCTION

In public, both lay, professional, and scientific, there is a widespread belief about the constant increase in occurrence and increasingly severe consequences of student delinquency. This belief was created mainly under the influence of the media (Mano et al. 2019), which often present data that are not based on evidence (Stevanović and Zečević 2020) or enormous media reporting (Brown 2006), which contributes to the creation of the public belief that violence in schools happens every day. As a result, social efforts to improve safety in schools have intensified (Cruz and Ormilla 2022; Rico 2019) by creating various "zero tolerance" safety policies that require suspension of students or their expulsion from school for committed offenses (Brown 2006), implementation of preventive programs, covering the school premises with security cameras (Gonzalez et al. 2016; Kekić and Spasić 2018). Also, previous experiences have shown that the police are insufficiently prepared for

the challenges associated with large-scale disasters (Al-ramlawi et al. 2020; Aleksandrina et al. 2019; El-Mougher and Mahfuth 2021; Hossain et al.; Janković 2021b; Janković et al. 2023; Vibhas et al. 2019; Xuesong and Kapucu 2019).

One of the most extensive measures is the increasing police presence in schools (Fisher et al. 2022; Montes et al. 2021). It is estimated that by 2018, 61% of public schools in the USA (including 84% of public high schools) employed at least one security guard, most commonly School Resource Officers (SROs) or another law enforcement officer (Fisher et al. 2022). From 1996 to 2016, the US Office of Community-Oriented Policing allocated funds for about 7,000 SROs, not including other police officers working in schools without being classified as SROs (Montes et al. 2021). The presence of police officers in schools has been increasing ever since, despite a growing body of research evidence that questions their effectiveness, i.e., their effectiveness has not been scientifically supported (Fisher et al. 2022; Milojević et al. 2017).

The mass shooting that took place on 05.03.2023 in the elementary school “Vladislav Ribnikar” in Belgrade, in which eight children and a security guard were killed, while six children and one schoolteacher were wounded, shocked the public of Serbia (MUP 2023). The shock was caused by the fact that this was the first mass murder in Serbian schools, and an even greater shock was caused by the information that the perpetrator of this massacre was a thirteen-year-old student of the said school.

More significant police presence in schools can be ensured by occasional or permanent police presence through various police programs. Special police officers who participate in these programs have different titles and perform different security tasks to some extent. However, they are primarily responsible for the safety of children in schools. The most famous and most extensive such program in the world is School Resource Officers (SRO) - USA (Scheuermann et al. 2021), and the program with the same name is widespread in Canada (Broll and Howells 2021) as well. There are similar programs in Great Britain called Safer School Partnerships (SSP) (Henshall 2017), in Turkey - School police project (Öğülmüş et al. 2011), in South Korea - Korean School Police Officers (KSPOs) (Han and Connell 2021). In Croatia, the permanent presence of the police is ensured by the position of a contact police officer (Valenta et al. 2019), while in Serbia, the permanent presence of the police in schools has been ensured since 2002 through the “School Police Officer” program (Milojević et al. 2017).

LITERATURE REVIEW

All research on police presence in schools could be systematized into three most prominent categories. The first and most numerous category of research pertains to those that consider the role of the police in schools, i.e., the tasks they perform. In the US, school police officers (or school resource officers - SROs) are typically engaged in law enforcement, education, and mentoring (the triad model), with law enforcement being a major aspect of their role (Brown 2006; Gill et al. 2016; Ryan et al. 2017), while education being the least important (Ivey 2012). Brown (2006) noted that many roles and tasks are imposed on SROs, and they are different depending on the state, police organization, funding entity, etc. Therefore, it is necessary to create a consensus of the entire community on defining the precise role and tasks of police officers in schools while respecting certain

specificities of individual environments (Montes et al. 2021), such as the racial composition and grade level attending a certain school (Crawford and Burns 2016).

In Canada (Ontario), researchers Broll and Howells (2021) examined the views of school principals on the role of SROs. They found that three crucial functions depend on the type of school, with SROs prioritizing teaching in elementary schools and law enforcement in high schools. Research from America also indicates that the way police officers are engaged in schools depends on the type of school (Lynch et al. 2016). The principals expressed their views that police officers in schools with more significant socio-educational challenges perform more of a law enforcement role. In contrast, in schools with less socio-educational deficiencies, they perform more of an education-related role. In a study conducted in London high schools (Henshall 2017), it was observed that police officers are positioned in schools with a high degree of student vulnerability. That is, they are deployed, similar to American schools, in parts of the city with the vulnerable population. The authors ask whether police officers in English schools protect students and prevent crime or if they are part of state surveillance that “socially sorts” individuals who are “at risk” and unlikely to become productive citizens. In a study conducted in the USA (Fisher et al. 2022), 119 SROs were interviewed, and they declared that their roles are much broader than the classic triad model, i.e., they are closer to the three dimensions of community policing (community partnership, problem-solving, organizational adaptation). In this respect, we should consider harmonizing the roles of school police officers in line with community policing. In a survey conducted in America (Rhodes 2019), SROs reported that in urban high schools, they perform more conventional police roles (law enforcement), while SROs who supported community policing were more engaged in non-conventional roles, mentoring and education.

The second group of research related to one of the observed problems, which is the absence of specialized training for the actions of police officers in schools or that the training is insufficient or inadequate (Bolger et al. 2019; Counts et al. 2018; Martinez-Prather et al. 2016; Milojević et al. 2017; Trotman and Thomas 2016). Martinez et al. (2016) found in their research that about 40% of SROs in Texas did not receive any specialized training for work in schools. Milojević et al. (2017) noted in their research that there is no specialized training for school police officers in Serbia. When it comes to police officers trained to work in schools, Bolger et al. (2019) indicated that officers who received formal SRO training preferred formal incident resolution, while more educated officers were more inclined to less punitive and informal responses to incidents. One of the perceived training gaps is that police officers receive minimal training on how to understand and interact with adolescents (Fix et al. 2021). Training for school police officers should also include topics such as behavior management, child development, communication techniques, and disability awareness (Counts et al. 2018). Training that focuses on providing police officers with a better understanding of the developmental characteristics of children and youth can reduce instances where they overuse intense or harsh responses to the typical behavior of children and youth, especially those with developmental disabilities (Scheuermann et al. 2021).

In accordance with the above, Trotman and Thomas (2016) noted that the role of the police in schools is changing. Therefore, the education and training of police officers should be adapted in order to improve the set of different skills, which are not only required for law enforcement but also for new roles of police officers. More attention should be paid to training in proactive techniques that can prevent certain provocative behaviors from turning into more serious offenses or even criminal acts by using formal police procedures (Scheuermann et al. 2021).

The most significant number of ambiguities remained with the third group of research that studied the presence of the police in schools and their effectiveness. A smaller number of studies have established the positive effects of the presence of the police in schools, i.e., that their presence reduces the fear of crime and increases the feeling of safety among students while they are at school (Chrusciel et al. 2015; Milojević et al. 2017; Spasić and Kekić 2012). Theriot (2016) indicated that students who had a more significant number of interactions (five or more) with SROs had more positive attitudes about SROs than those with fewer interactions. A number of studies have indicated that school employees, principals, and teachers have a positive opinion of the presence of SROs, believing that their presence deters students from misbehaving and contributes to reducing crime (Chrusciel et al. 2015; Kekić and Spasić 2018; Öğülmüş et al. 2011; Spasić and Kekić 2012; Wolfe et al. 2017). Contrary to them, a number of studies indicate that the presence of police officers has no effect on safety in schools and that they even have a negative effect on safety. Thus, research in Serbia (Milojević et al. 2017) indicates that since the introduction of the school police officer, the number of criminal acts and misdemeanors in schools has increased, which was also indicated in some research in the USA (Gottfredson et al. 2020; Jennings et al. 2011; Na and Gottfredson 2013; Stevenson 2011). In a study in South Korea, researchers hypothesized that the presence of Korean School Police Officers (KSPO) might be associated with lower levels of delinquency in schools, but they found only limited evidence to support these assumptions (Han and Connell 2021). The researchers are of the opinion that the program can be considered partially effective. It will remain such until school police officers become a part of the school community for a more extended period. Research in the USA (Crawford and Burns 2015) indicated that the effect of police presence in schools depends on the grade level and the type of crime or violence that the school encounters. For example, the police presence was negatively and significantly associated with fewer armed attacks in other grades but not in high schools. At the same time, the frequency of possession of weapons was lower in other schools but significantly higher in high schools. In addition, schools with predominantly minority populations often face higher levels of reported violence and have a stronger police presence (Crawford and Burns 2016). All this may indicate that the presence of the police is counterproductive, but it may also be a reflection of the police work while trying to solve the already existing problem of crime in schools.

There is a small number of studies in Serbia with the work of a school police officer as the subject of research. The initial research on this topic was conducted by Bošković and Simić (2004), covering the initial steps of the implementation of the School Police Officer program without delving into a deeper consideration of the program's effectiveness. The research of Milojević et al. (2017) has already been mentioned, which indicated that since the introduction of the school police officer, there has been a significant increase in the number of criminal acts in Serbian schools. In the research conducted by Spasić and Kekić (2012), in which the attitudes of students and employees about school police officers were examined, the respondents indicated that in all schools where school police officers are not represented, their engagement is necessary, that is, measures and activities are recommended on improving their engagement in those schools where they have already been assigned. Other papers mention the school police officer as one of the programs implemented to increase the safety of students in schools (Kekić and Spasić 2018; Ninčić 2022; Ristović 2021; Stevanović and Zečević 2020).

MATERIALS AND METHODS

The ex-post analysis was conducted through PEST/SWAT analysis, mapping of the key actors, and using batteries of online questionnaires. There were seven questionnaires: a questionnaire for elementary and high school students, a questionnaire for parents, a questionnaire for teaching staff, a questionnaire for principals and secretaries, a questionnaire for professional associates, a questionnaire for the team for protection against discrimination, violence, abuse, and neglect, and a questionnaire for police officers. In addition to interviews with MOI representatives, the following activities were conducted: a survey involving personal interviews, computer-aided surveying, as well as desk analysis, and content analysis. The research was conducted from September 2021 to June 2022. The research methods were implemented in 1140 schools in Serbia. 8,617 people were included in all of them. The questionnaire for police officers included 308 police officers, the questionnaire for principals and secretaries included 1085 participants, the team for the protection of discrimination questionnaire included 982 participants, the teachers and staff questionnaire included 2988 participants, the parents' questionnaire had 938 participants and student's questionnaire included 2316 participants. The goal of the research and ex-post analysis was to compare activities and results of implementing powers of police officers in schools with results in the field. It was to be done by comparing the focused groups' responses and the results of the implementation.

Study Area

In 2002, fundamental reforms of the police began in Serbia, which, among other things, related to the reaffirmation of police officers, sectoral work, and the introduction of school police officers (Ristović 2021). The "School Police officer" project began in 2002. It was initiated by a joint assessment by the Ministry of Education and Sports and the Ministry of Interior that the security situation in a number of schools in urban areas of Serbia is significantly threatened (Spasić and Kekić 2012).

Unlike SROs in the USA, which have a triple role determined through the "triad model", the role of the school police officer in Serbia is law enforcement exclusively (Milojević et al. 2017). The tasks of the school police officer are defined in such a way that they emphasize the preventive role of members of the police who perform the duties of the school police officer (Bošković and Simić 2004). The school police officer intervenes only when it is necessary and in order to protect students and the school property. One of the reasons is that the crime rate in schools is not high, and the forms of criminal acts are not as extreme as in other countries (Stevanović and Zečević 2020); so, for example, in Serbia, there had not been a problem of mass school shootings, such in the USA (Crawford and Burns 2016; Katsiyannis et al. 2018).

When the "School Police Officer" project was launched, 185 police officers were engaged in it (Bošković and Simić 2004). Since the beginning of the implementation of the project, the number of school police officers has been increasing so that until the mass shooting at the school in Belgrade, 381 school police officers were employed in 664 schools (348 elementary and 327 high schools) in Serbia (Kekić and Spasić 2018). School police officers were not deployed in all schools; some of them covered several schools, and in some cases, they only occasionally visited schools (Milojević and Janković 2022), which was also the case with the school in Belgrade, where a mass shooting took

place. Just a few days after the shooting in the elementary school in Belgrade, the Ministry of Interior of Serbia, as one of the measures to increase security in schools, ensured the constant presence of a school police officer in all secondary and elementary schools in Serbia. Currently, 3,448 police officers are deployed in 1844 schools to ensure their security, while 1,200 new police officers are expected to be recruited for these jobs (RTS 2023).

The criteria for a school police officer exist but without a clear definition. They are of a general type: the ability to work effectively with students, with parents, and with principals, knowledge of legal issues related to the functioning of schools, knowledge of existing school resources, knowledge of social service resources, understanding of developmental child psychology, knowledge of crime prevention, public speaking skills, knowledge of school security technology, etc. (Spasić and Kekić 2012). There are no tests to determine whether someone has specific knowledge and skills. However, everything is based on the free assessment of the senior police officers, who evaluate whether the police officers possess them or not. Another problem is that after the selection, no implementation of further specific training is envisaged (Milojević et al. 2017; Spasić and Kekić 2012).

Socio-Economic and Demographic Characteristics

Out of the total number of school police officers, 70.6% of respondents are male, and 29.1% of respondents are female. The majority of respondents (35.3%) are between 46 and 55 years of age, while the fewest number of respondents are under 25 (7.1%). Observed about education, the majority of respondents have completed high school (80.6%). According to years of work experience in the service, the largest number of respondents (30.4%) has up to 20 years of work experience, while the smallest number of respondents (3.9%) has up to 2 years of work experience. Regarding years of work as a school police officer, the largest number of respondents (21%) have up to 20 years of work experience, while the smallest number of respondents (4.5%) have up to 10 years of work experience. In the largest number of schools (39.5%), there have been school police officers for over 16 years, while in the smallest number of schools (7.52%), there have been school police officers for only five years.

About students who participated in the research, most of the respondents (96%) have completed elementary school, while the fewest number (3.9%) have completed high school. When it comes to the perception of feeling safe at school, the largest number of respondents (75.6%) point out that they feel safe, while the smallest number of respondents (0.4%) point out that they feel unsafe to some extent. In relation to the number of students in a school, there are from 200 to 500 students in the largest number of schools (30.5%), while there are over 1000 students in the smallest number of schools (7.9%). In the largest number of schools (38.7%), there are school police officers, while in 38.7%, they have not been deployed (Table 1).

Table 1: Basic Socio-Economic and Demographic Information about Police Officers (Source: Authors' research)

Variable	Category	Frequency (%)
Gender	Male	218 (70.6)
	Female	90 (29.1)
Age	≥25	22 (7.1)
	26-35	78 (25.2)
	36-45	99 (32)
	46-55	109 (35.3)

Education	High school	249 (80.6)
	College	27 (8.7)
	University	32 (10.4)
Years of work experience	Up to 2 years	13 (4.2)
	Up to 10 years	12 (3.9)
	Up to 20 years	94 (30.4)
	Up to 30 years	83 (26.9)
	Up to 40 years	12 (3.9)
Years of work experience as a school police officer	Up to 1 year	25 (8.1)
	Up to 2 years	37 (12)
	Up to 10 years	14 (4.5)
	Up to 20 years	65 (21)
Type of school	Elementary	2225 (96)
	High	91 (3.9)
The length of presence of the school police officer in your school	Up to 5 years	62 (7.52)
	6-10 years	212 (25.7)
	11-15	228 (27.6)
	Over 16 years	323 (39.15)
Perception of how they feel in school	1	18 (0.8)
	2	10 (0.4)
	3	468 (20.2)
	4	40 (1.7)
	5	1752 (75.6)
Number of students in school	Up to 50	144 (6.2)
	51-200	549 (23.7)
	201-500	706 (30.5)
	501-1000	735 (31.7)
	Over 1000	182 (7.9)
The presence of the school police officer in the school	Yes	849 (38.7)
	No	1299 (59.2)

Questionnaire Design

In preparing the questionnaire for this study, several approaches were considered (Chrusciel et al. 2015; May et al. 2012; Milojević et al. 2017; Rhodes 2019; Theriot 2016; Wolfe et al. 2017), and seven questionnaires were carefully prepared for online usage and controlling the participation of focused groups of participants. The research was conducted as non-experimental, explorative, and descriptive research, with a general research goal set in the previous explanation. Research activities that were conducted included the following: survey with personal interviewing, computer-aided surveying, desk analysis, and content analysis. Survey research was developed and conducted through structured surveys and interviews by specially trained persons.

After conducting an online survey using the Survey Monkey software solution, the data obtained using measuring instruments were processed using statistical methods. Hired consultants carried out the primary processing of the completed questionnaires, and the results are presented in this document. The analysis of the content and results of the cross-examination was carried out with consideration of all the proposed directions of analysis. During the preparation of the research, data sources and deadlines for the realization of the research were defined, as well as the procedure for processing the data and unifying the results. Although several focus groups were planned to deepen the research results, due to the restrictions caused by the Covid-19 pandemic (Janković 2021a), the focus groups were not held. The Helsinki Declaration (Tyebkhan 2003), which set standards for socio-medical research involving human participants, was in accordance with our quantitative analyses. An initial invitation to participate in an online survey was made on social media, and the participants were selected using a convenience sample strategy. Serbia was included in the research.

Analysis

Descriptive data were acquired for the socioeconomic and demographic characteristics of the participants in this study. The relationships between the covariates and the perception of the school police officer were investigated using the t-test, one-way ANOVA, multivariate linear regression, and binary regression. The findings of two tests resistant to the violation of the assumption, Welch's t-test and the Brown-Forsythe test, were utilized since the preliminary examination of the homogeneity of variance (test of homogeneity of variances) revealed a violation of the assumption of homogeneous variance. All tests had a significance threshold of $p < 0.05$ and were two-tailed. SPSS Statistics was used to conduct the statistical analysis (IBM SPSS Statistics, Version 26, New York, USA). With a Cronbach's alpha of 0.84, the Likert scale's internal consistency was good.

Regression analyses were performed with the five independent variables (gender, age, education, previous experience, and additional education) to examine the factors associated with the overall scale (Table 2).

Four dependent variables (security procedures, time of realization, improvement of cooperation, and safety improvement) were included in the multivariate logistic regression model (Table 3).

A multivariate regression analysis was used, identifying the extent to which total scores of the primary dependent variables (e.g., assessment of relationship with parents, assessment of employee relations, assessment of relations with senior police officers, assessment of relations with police officer's subscale) were associated with five demographic and socioeconomic variables: gender, age, education, previous experience, and additional education.

Previous analyses reviewing the residual scattering diagram showed that the assumptions of normality (normal probability plot P-P and scatterplot), linearity, multicollinearity ($r = 0.9$), and homogeneity of variance had not been violated.

RESULTS

Based on the methodological framework and study design above, the results were divided into three groups:

1. Predictors of the attitudes of school police officers;
2. Results of descriptive statistics regarding attitudes of school police officers (perception of school police officers, teachers' perception of school police officers, student's perception of school police officers);
3. Correlations between the variables and the attitudes of school police officers.

Predictors of the School Attitudes of School Police Officers

The multivariate regression analyses showed that gender, education, previous experience, and additional education did not significantly affect the assessment of the relationship with parents. On the other hand, the major predictor of the assessment of the relationship with parents is age ($\beta = -0.134$), explaining a 12.9% variance in the score. The assessment of the relationship with parents'

model ($R^2 = 0.35$, Adj. $R^2 = 0.18$, $F = 2.11$, $t = 37.3$, $p = 0.05$) with all the mentioned independent variables explains the 18% variance of the relationship with parents (Table 2 and Figure 1).

The assessment of the relationship with the employees' model ($R^2 = 0.18$, Adj. $R^2 = 0.02$, $F = 1.10$, $t = 44.4$, $p = 0.36$) with all the mentioned independent variables did not show a statistically significant value.

The assessment of relationship with supervisor model ($R^2 = 0.86$, Adj. $R^2 = 0.70$, $F = 5.50$, $t = 39.8$, $p = 0.00$) with all the mentioned independent variables explains the 7% variance of assessment of relationship with supervisor. The most important predictor of the assessment of the relationship with the supervisor model is gender ($\beta = 0.196$), which explains the 1.88% variance in the score, followed by age ($\beta = -0.168$, 1.62%), and additional education ($\beta = -0.139$, 1.34%). The remaining variables did not have significant effects on the assessment of the relationship with the supervisor. On the other side, the assessment of the relationship with police officers ($R^2 = 0.03$, Adj. $R^2 = 0.01$, $F = 1.76$, $t = 41$, $p = 0.12$) with all the mentioned independent variables did not show a statistically significant value (Table 2 and Figure 1).

Table 2: Results of a Multivariate Regression Analysis concerning ($n = 308$) (Source: Authors' research)

Predictor Variable	Assessment of Relationship with Parents			Assessment of Employee Relations			Assessment of Relations with Senior Police Officers			Assessment of Relations with Police Officers		
	B	SE	β	B	SE	β	B	SE	β	B	SE	β
Gender	-0.069	0.099	-0.042	0.024	0.086	0.016	0.307	0.091	0.196*	0.087	0.089	0.059
Age	-0.395	0.175	-0.134*	-0.184	0.151	-0.073	-0.466	0.160	-0.168*	-0.143	0.156	-0.055
Education	-0.033	0.113	-0.017	-0.027	0.098	-0.016	0.130	0.104	0.072	0.198	0.101	0.117
Previous Experience	-0.174	0.160	-0.063	-0.156	0.139	-0.066	-0.041	0.147	-0.016	-0.141	0.143	-0.058
Additional Education	0.117	0.090	0.077	0.084	0.078	0.064	-0.198	0.083	-0.139*	-0.013	0.081	-0.010
Adjusted R^2	0.018			0.002			0.07			0.013		

* $p \leq 0.05$; ** $p \leq 0.01$; B: unstandardized (B) coefficients; SE: std. error; β : standardized (β) coefficients. Note: males, young (< 30), high school, and with additional education have been coded as 1; 0 has been assigned otherwise (females, middle-aged and old, faculty and college, without additional education).

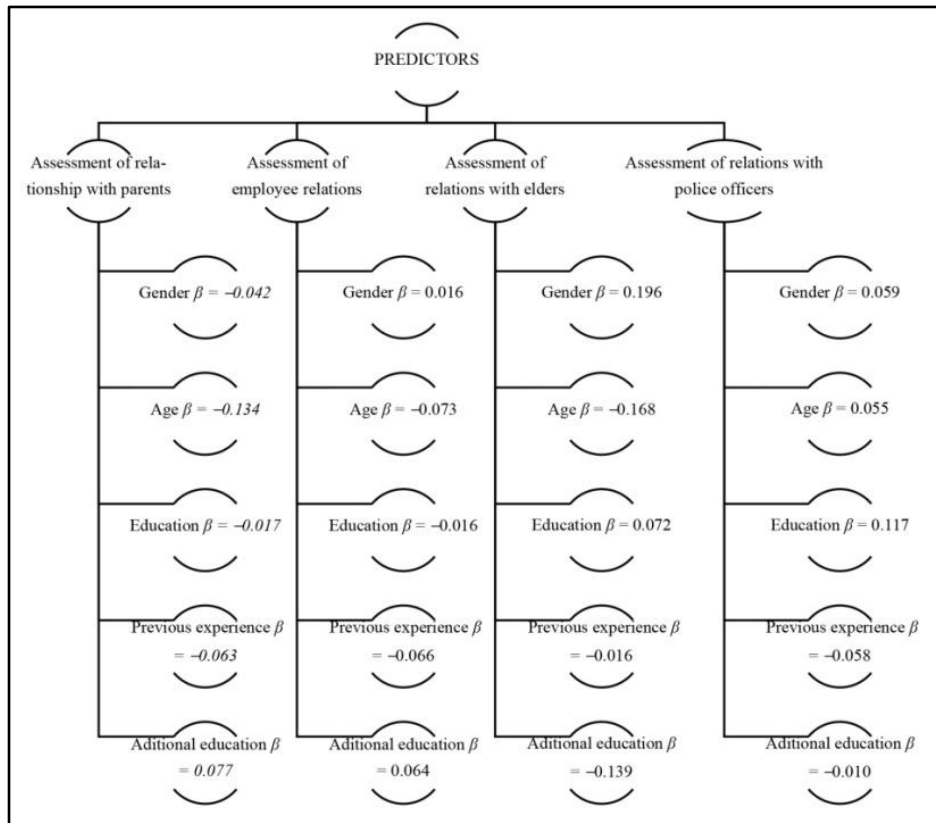


Figure 1: The Predictors of the Assessment of Relationships (Source: Authors' research)

In the first step, logistic regression was used to determine the combined effects of the various factors included in the proposed model (gender, age, education, additional education) (Table 3). The logistic regression model applied to the security procedures (with all predictors) was not statistically significant ($\chi^2 = 8.66$; (5, N = 302) $p \leq 0.07$).

The model, including the time of realization (with all predictors), was statistically significant ($\chi^2 = 9.7$; (4, N = 260) $p \leq 0.01$) and explains the variance between 3.1% (Cox and Snell) and 5.3% (Nagelkerke). Regression results indicated that the one predictor had a statistically significant contribution to the model (educational level; $p \leq 0.01$). The educational level was found to be the strongest predictor of the time of realization, with a regression coefficient of 2.74. This indicates that twice as many more educated respondents assess that they have enough time for the realization of all activities compared to those who do not. The model, including the improvement of cooperation (with all predictors), was not statistically significant ($\chi^2 = 7.14$; (4, N = 299) $p = 0.12$). On the other hand, the model including safety improvement (with all predictors) was statistically significant ($\chi^2 = 23.68$; (4, N = 309) $p \leq 0.00$) and explains the variance between 7.4% (Cox and Snell) and 12.4% (Nagelkerke). Regression results indicated that the three predictors had a statistically significant contribution to the model (age - $p = 0.002$; educational level - $p = 0.003$; and additional education - $p = 0.002$);

The educational level was found to be the strongest predictor of safety improvement, with a regression coefficient of 2.15. This indicates that more educated respondents assess that they will contribute to safety improvements more than those who do not (Table 3).

Table 3: Multivariate Binary Logistic Regression Analyses Relevant to the Security Procedures, Time of Realization, Improvement of Cooperation, and Safety Improvement (Source: Authors' research)

Predictor Variable	Security procedures			Time of realization			Improvement of cooperation			Safety improvement		
	β	SE	Exp(B)	β	SE	Exp(B)	β	SE	Exp(B)	β	SE	Exp(B)
Gender	1.54	1.13	4.66	-0.091	0.358	0.913	-1.598	0.693	-1.598	-0.097	0.354	0.908
Age	-17.43	782	0.000	-0.784	0.543	0.457	-17.878	8221.52	-17.878	-1.504	0.485	0.222
Education	-2.16	0.80	0.11	1.008	0.358	2.740	0.432	0.838	0.432	0.790	0.371	2.204
Additional education	0.10	0.79	1.10	-0.064	0.336	0.938	0.607	0.675	0.607	0.768	0.351	2.156

* $p \leq 0.05$; ** $p \leq 0.01$.

The Results of Descriptive Statistics Regarding Attitudes, Trust, and Presence of School Police Officers

Out of the total number of police officers performing the duties of a school police officer, 47.2% have completed specialized training for performing the duties of a school police officer. The largest number of respondents (42.7%) have completed a seminar for a school police officer. The jobs of the school police officer are performed in the largest number of cases (44.7%) in mixed schools, followed by one elementary school (23%), and the least in one high school (9.4%). Schools informed 89.6% of police officers about their procedures and ways of doing things to ensure the safety of students and schools. The results show that 79% of respondents point out that there are clearly planned goals and tasks of the school police officer, and 84.1% believe that there is enough time to complete all defined tasks (Table 4).

In relation to notifications by the school about security incidents, 73.8% point out that the school submits a report to the police when necessary, 16.8% point out that they notify only the specific police officer who performs the duties of a school police officer, while 6.8% believe that they do not inform him about security incidents. The involvement of school police officers in other activities that are not part of the work tasks at the request of the principal, employees, parents, and children was also studied. 45.6% point out that 8.7% of the school police officers did not accept other activities because they were not specified in the description of the tasks that were performed. It was further investigated whether engagement contributes to the improvement of safety in the school, and the results show that 83.2% of respondents believe that they contribute to this. The majority of respondents, 82.2%, have no suggestions for improving the school police officer project (Table 4).

Table 4: Perception of School Police Officers (Source: Authors' research)

Variable	Category	Frequency (%)
Completed specialized training for school police officer's jobs	Yes	146 (47.2)
	No	159 (51.5)
Type of completed specialized training	Course	18 (5.8)
	Seminar	132 (42.7)
Number of schools in which police officers' jobs are performed	In one elementary school	71 (23)
	In one high school	29 (9.3)
	In several elementary schools	39 (12.6)
	In several high schools	29 (9.5)
	In mixed schools	138 (44.7)
Information about their own procedures provided by schools	Yes	277 (89.6)
	No	24 (7.8)

There are clearly planned school police officer's goals and tasks	Yes	244 (79)
	No	37 (12)
Enough time to complete the defined tasks	Yes	260 (84.1)
	No	33 (10.7)
Notification about security incidents provided by the school	Yes, but the school also submits the report to the police when necessary	228 (73.8)
	Yes, I am the only one who is informed	52 (16.8)
	No, I am not familiar with the fact that there used to be other security incidents	21 (6.8)
Involvement in other activities that are not a part of the job description upon the demand of the principle, employees, parents, and students	Yes	132 (42.7)
	No, there were no such demands	141 (45.6)
	No, I have not accepted other activities because they are not in the description of the job I do	27 (8.7)
Assessment of the relationship with the principal	1	1 (0.3)
	2	1 (0.3)
	3	66 (21.4)
	4	31 (10)
	5	198 (64.1)
Assessment of the relationship between students and their parents	1	0
	2	95 (30.7)
	3	42 (13.6)
	4	3 (1)
	5	160 (51.8)
Assessment of the relationship with employees	1	0
	2	76 (24.6)
	3	21 (6.8)
	4	2 (0.6)
	5	201 (65)
The engagement has contributed to the improvement of security in the school	Yes	257 (83.2)
	No	7 (2.3)
	I do not know	31 (10)
Existence of the proposal for improvement of the school police officer project	Yes	41 (13.3)
	I have no proposals	254 (82.2)

Regarding students' perception of school police officers, results show that the majority of respondents (65%) point out that unpleasant things do not happen, while only 12.3% point out that unpleasant things happen primarily outside of school. When it comes to turning to the school police officer for help in such situations, 12.4% always turn to the school police officer in such situations, and he always helps them. On the other hand, 14% do not contact the school police officer in such situations, while 39.5% point out that they do not have a school police officer. In relation to the visibility of the school police officer on the school premises, 16.5% point out that they often meet him on the way to school, while 13.6% claim that they sometimes meet him. In addition, 16% know the school police officer and always contact him, while 10.1% point out that they never contact the school police officer because they do not know if he knows them, and 1.3% are too shy to contact the school police officer. Further results determined that 33.9% of the respondents feel safe because the school police officer is nearby and because they can turn to him for help. In addition, it was found that 35.6% of respondents believe that they feel safer because the school has a school police officer (Table 5).

Table 5: Students' Perception (Trust and Presence) of School Police Officers (Source: Authors' research)

Variable	Category	Frequency (%)
The place where unpleasant events happen	Yes, they mostly happen out of school	285 (12.3)
	Yes, they mostly happen at home	21 (0.9)
	Unpleasant things do not happen to me	1505 (65)
	I am not sure	232 (10)
	They sometimes happen out of school	186 (8)
Turning to the school police officer for help in unpleasant situations	Yes, I always turn to the school police officer, and he always helps me	287 (12.4)
	I do not know who the school police officer is and whether we have one or not	243 (10.5)
	No, I never turn to the school police officer	324 (14)
	We do not have a school police officer	916 (39.5)
You meet the school police officer	Yes, I often meet him on my way to school	382 (16.5)
	I do not know who the school police officer is	228 (9.8)
	We do not have a school police officer	1005 (43.4)
	I am not sure	130 (5.6)
	I meet him from time to time	316 (13.6)
Greeting the school police officer when you meet	Yes, we know each other, he always greets me, and I greet him back	370 (16)
	I never greet him because I do not know whether he knows me	233 (10.1)
	I am not sure	322 (13.9)
	I sometimes greet him when I see he has recognized me	260 (11.2)
	I am too shy to greet him	31 (1.3)
The feeling of security when the school police officer is nearby	Yes, they stopped bullying me because he helped me several times	13 (0.6)
	Yes, I always see him somewhere around school, and I know I can turn to him	785 (33.9)
	No, he is never near when I need him	105 (4.5)
	We do not have a school police officer	313 (13.5)
You feel safer because there is a school police officer in your school	Yes	826 (35.6)
	No	182 (7.9)

Regarding teachers' perception (trust and presence) of school police officers, it was determined that 31.4% of teachers know the working hours of the school police officer during school hours. In contrast, 42.2% of respondents do not know such working hours. About 40.1% of respondents are partially informed about the school police officer, 25.9% believe that there is not enough information about the project, and 1.7% are informed via the school's website. Examining attitudes about the need for school police officers, it was determined that the majority of teachers (58.9%) believe that there is a need and that everyone feels safer when he is present on the school premises. In addition, 11.1% believe that it is not necessary because the school is located in a safe area where incidents rarely occur, and 8.2% believe that they do not know if there is a need for it. In relation to the assessment of the school police officer's familiarity with the security issues of the school he is in charge of, about 50.2% believe that the school police officers are aware of the school's security issues, while 22.1% are not sure. Certainly, the results show that the majority of teachers, 53%, trust and believe they have support from the school police officer and that they expect him to be always there and ready to help, while 7.9% believe that such support is needed in accordance with established procedures and at the request of the school principal. 4.2% of respondents believe that the school police officer cares about the safety of citizens.

When it comes to the qualities of a school police officer, 26.4% believe that he should be familiar with the premises as well as with students and school employees, should be communicative and tolerant (20.2%), have self-initiative (9.6%) and be open to new knowledge (11%). We further examined different attitudes and found the following: 45.6% believe that the school police officer is an important participant in the process of creating a safe and secure environment and that his presence contributes to increasing the safety around the school, while 2.6% believe that his role is not important. The largest number of respondents (41.3%) are not sure whether the negative impacts of facilities around the school have been reduced after the introduction of the school police officer. Only 18.5% believe that the negative impact has been reduced because of such introduction. About 30% believe that prevention measures have been increased in the school and its surroundings after the introduction of the school police officer; 17.9% believe that the introduction of a school police officer is an effective method of safety prevention and, if necessary, intervention around the school.

Further results show that 26.1% of respondents believe that seminars, conferences, and other activities related to school safety are regularly held, while 2.8% believe that they do not believe that there were any. At school, 62.4% of teachers feel safe, while 0.3% do not feel safe at all. 24.7% of respondents feel mostly safe, while 0.1% feel fear and discomfort. Within the school environment, 53.2% feel comfortable and safe, while only 0.5% do not feel safe at all on the way to school. In relation to the feeling of safety in the school now or before the introduction of the school police officer, the results show that 46% believe that they feel safer now, while 36.7% claim that there is no difference. The evaluation of the relationship between the school police officer and teachers shows that the majority of respondents (49.3%) think that such a relationship is excellent, while 1% think that such a relationship is very bad. On the contrary, the assessment of the relationship between the school police officer and students shows that the majority of respondents (49%) think that such a relationship is excellent, while 0.8% believe it is very bad.

With respect to the assessment of the importance of the role of the police in various types of violence, it was determined that the assessment of importance is the highest (67.6%) in terms of intimidation, blackmail with serious threats, extortion of money or things, preventing movement, offering drugs and alcohol. On the other hand, it is the lowest in sexual touching, showing pornographic material, showing intimate parts of the body, and undressing (34.9%). Examining the level of assistance from school police officers shows that 59.4% of respondents were not in a situation to seek the assistance of the school police officer, while 5.1% stated that it happened three to five times. Assessment of the need for school police officers shows that 65% of respondents believe that their introduction is necessary, while 5.7% point out that it is not necessary. In this regard, 51% of teachers believe that the introduction of a school police officer is a good idea and that it can bring numerous benefits (Table 6).

Table 6: Teachers' Perception of School Police Officers (Source: Authors' research)

Variable	Category	Frequency (%)
Familiarity with the working hours of the school police officer	Yes, while classes are in school	689 (31.4)
	Yes, eight hours	158 (7.2)
	Yes, during the day	147 (6.7)
	Yes, all day and night	30 (1.4)
	Not	926 (42.2)
Familiarity with the information about the school police officer	Yes, I have a pamphlet about the project/get information on the school's website	37 (1.7)
	Yes, I am fully familiar with the project	235 (10.7)
	I am partially familiar	881 (40.1)
	I do not know anything about the project	229 (10.4)
	I do not have enough information about the project	568 (25.9)
Attitude about the need for a school police officer	Yes, there is a need; everyone feels safer when he is there	1293 (58.9)
	Yes, there are often incidents in and around the school when they need to respond	132 (6)
	I do not know if there is a need	179 (8.2)
	No, there is no need for a school police officer	103 (4.7)
	No, the school is in a safe area; incidents rarely happen	243 (11.1)
Assessment of the school police officer's familiarity with the security issues of the school for which he is in charge	Yes, I expect the school principal to inform him about the school's security issues	345 (15.7)
	Yes, I expect him to know the school's security issues	1102 (50.2)
	No, it is better that he does not know about the school's security issues so that he does not have prejudices	17 (0.8)
	I am not sure	486 (22.1)
Support from the school police officer to ensure school safety	Yes, if the question involves criminal acts and misdemeanors (damage to school property, violence, etc.)	153 (7)
	Yes, I expect he is always there and ready to help	1163 (53)
	I am not sure	368 (16.8)
	Sometimes, according to the established procedure, at the invitation of the school principal	173 (7.9)
	The school police officer takes care of the safety of the citizens	93 (4.2)
Characteristics of a school police officer	Communicativeness and tolerance	443 (20.2)
	Self-initiative	210 (9.6)
	Openness to new knowledge	242 (11)
	Knowledge of the field as well as the students and employees of the school	579 (26.4)
The presence of the school police officer contributed to increased security around the school	Yes, but other factors were equally influential	472 (21.5)
	Yes, the school police officer is an important participant in the process of creating a safe and secure environment	1002 (45.6)
	I do not believe it; it is still unsafe around the school. I always follow the child to the entrance	9 (0.4)
	No, his role is not important	58 (2.6)
	I am not sure	409 (18.6)
Reduced negative impacts of the facilities around the school after the introduction of the school police officer	Yes, but other factors were equally influential	302 (13.8)
	Yes, the school police officer regularly visits facilities near schools	298 (13.6)
	I do not believe that it contributed to the reduction of impact	238 (10.8)
	No, his role is not important	76 (3.5)
	I am not sure	1036 (47.2)
Reduction of threats by	Yes, but other factors were equally influential	406 (18.5)

passers-by around the school after the introduction of a school police officer	Yes, the school police officer regularly visits facilities near schools	515 (23.5)
	I do not believe that it contributed to the reduction of impact	70 (3.2)
	No, his role is not important	53 (2.4)
	I am not sure	906 (41.3)
Increased prevention measures in the school and its surroundings after the introduction of the school police officer	Yes, but other factors were equally influential	659 (30)
	Yes, the school police officer regularly visits facilities near schools	485 (22.1)
	I do not believe that it contributed to the reduction of impact	55 (2.5)
	No, his role is not important	37 (1.7)
Increased measures of intervention in the school and its surroundings after the introduction of the school police officer	I am not sure	714 (32.5)
	Yes, but other factors were equally influential	545 (24.8)
	Yes, the school police officer regularly visits facilities near schools	480 (21.9)
	I do not believe that it contributed to the reduction of impact	84 (3.8)
The introduction of a school police officer is an effective method of safety prevention and, if necessary, intervention around the school	No, his role is not important	43 (2)
	I am not sure	798 (36.3)
	Yes, but other factors were equally influential	393 (17.9)
	Yes, the school police officer regularly visits facilities near schools	1171 (53.3)
Organized seminars, conferences, and other activities related to school safety	I do not believe that it contributed to the reduction of impact	38 (1.7)
	No, his role is not important	17 (0.8)
	I am not sure	331 (15.1)
	Yes, there were such activities	995 (45.3)
	Yes, such activities are held regularly at the school	574 (26.1)
You feel at school	I do not believe there were any	61 (2.8)
	No, there were not any	95 (4.3)
	I am not sure	225 (10.2)
	Safe	1370 (62.4)
	Sometimes safe	19 (0.9)
School environment	Mostly safe	543 (24.7)
	Mostly, I feel fear and discomfort	3 (0.1)
	I do not feel safe at all	7 (0.3)
	Sometimes safe	42 (2.1)
	Pleasant and safe	1034 (53.2)
Feeling safe at school now or before the introduction of the school police officer	I mostly feel discomfort and fear on the way to school	11 (0.5)
	Mostly pleasant and safe	845 (43.5)
	I do not feel safe at all on the way to school	10 (0.5)
Assessment of the school police officer's relationship with teachers	There is no difference	806 (36.7)
	I used to feel safer	33 (1.5)
	I feel safer now	1011 (46)
Assessment of the school police officer's relationship with students	Very bad	21 (1)
	Very good	350 (15.9)
	Good	376 (17.1)
	Bad	20 (0.9)
	Excellent	1083 (49.3)
The importance of the role	Very bad	17 (0.8)
	Very good	365 (16.6)
	Good	372 (16.9)
	Bad	21 (1)
	Excellent	1075 (49)
The importance of the role	Fighting, strangulation, throwing, causing burns and other injuries,	1382 (62.9)

of the police in different types of violence	deprivation of food and sleep, assault with a weapon	
	Intimidation, blackmail with a serious threat, extortion of money or things, preventing movement, offering drugs and alcohol, destructive groups	1484 (67.6)
	Camera recording of violent scenes, distribution of recordings and images, threats on social networks	897 (40.8)
	Sexual touching, showing pornographic material, showing intimate parts of the body, undressing	767 (34.9)
Help from the school police officer	More than ten times	50 (2.3)
	Once or twice	201 (9.2)
	I have never been in a situation where I needed to involve the school police officer	1304 (59.4)
	We collaborate every day	182 (8.3)
	Three to five times	113 (5.1)
Need for the school police officer	Yes	1428 (65)
	Not	126 (5.7)
	I do not know	153 (7)
	I have no opinion on that	143 (6.5)
The introduction of the school police officer was a good idea	Very	2 (0.1)
	Very	242 (11)
	Good	211 (9.6)
	Bad	11 (0.5)
	I have no opinion on that	263 (12)
	Excellent	1121 (51)

Correlations between the Variables and the Attitudes of School Police Officers

T-test results show that there is a statistically significant correlation between men and women regarding the assessment of the relationship with senior officers ($p = 0.000$) and the assessment of the relationship with other police officers ($p = 0.09$). Further analyses show that men ($M = 4.63$) have a higher score when they assess the relationship of police officers and senior officers than women ($M = 4.30$). Moreover, it was determined that men ($M = 4.58$) have a higher score than women when assessing the relationship of police officers with senior officers in police stations (Table 7).

Table 7: Independent Samples *t*-test Results between Gender and the Variables Assessment of Relations during Performance of Work (Source: Authors' research)

Variable	Gender					
	F	<i>t</i>	Sig. (2-Tailed)	df	Male X (SD)	Female X (SD)
Assessment of the relationship with parents	3.01	-0.29	0.76	298	4.36 (0.73)	4.39 (0.82)
Assessment of the relationship with school principals	11.54	2.15	0.33	148	4.59 (0.68)	4.36 (0.89)
Assessment of the relationship with employees in the school	2.98	0.62	0.53	298	4.60 (0.62)	4.55 (0.70)
Assessment of the relationship with senior officers	16.40	3.69	0.00**	298	4.63 (0.65)	4.30 (0.80)
Assessment of the relationship with other police officers	8.02	1.66	0.09*	293	4.58 (0.62)	4.44 (0.76)

* $p \leq 0.05$; ** $p \leq 0.01$.

In further analyzes of the Chi-square test, it was determined that there is a statistically significant correlation between gender and the following variables: planned goals and tasks ($p = 0.00$) and other non-task activities ($p = 0.00$). When it comes to the age of the respondents, its statistically significant correlation with the following variables was determined: security procedures ($p = 0.00$); planned goals and objectives ($p = 0.00$); time of activity realization ($p = 0.00$); informing about situations ($p = 0.00$); other activities outside tasks ($p = 0.00$); suggestions for improving cooperation ($p = 0.00$); safety improvement ($p = 0.00$) (Table 8).

In relation to previous experience, a statistically significant correlation was established with the following variables: security procedures ($p = 0.00$); planned goals and objectives ($p = 0.00$); time of activity realization ($p = 0.00$); informing about situations ($p = 0.00$); other activities outside tasks ($p = 0.00$); suggestions for improving cooperation ($p = 0.00$); safety improvement ($p = 0.00$). When it comes to the additional education of school police officers, a statistically significant correlation was established with the following variables: security procedures ($p = 0.00$); planned goals and objectives ($p = 0.00$); time of activity realization ($p = 0.00$); informing about situations ($p = 0.00$); other activities outside tasks ($p = 0.00$); suggestions for improving cooperation ($p = 0.00$); safety improvement ($p = 0.00$) (Table 8).

Further analyses in relation to gender show that men emphasize that there are clearly planned goals and tasks of the school police officer more than women (men - 84.9%; women - 65.6%); to get involved in other activities that are not part of work tasks at the request of principals, employees or parents and children (men - 50.5%; women - 24.4%).

On the other hand, further analysis regarding age shows that respondents aged 45-55 mostly (95.4%) point out that the school introduced them to all the procedures and ways of doing things to ensure the safety of students and schools, while on the other hand, this is claimed to the smallest extent (59.1%) by respondents younger than 25 years old. Very similar results were also obtained when it comes to whether there are clearly planned goals and tasks of the school police officer, and it was determined that respondents aged 45-55 point out that there are mentioned goals and tasks to the greatest extent (90.8%), unlike the respondents under 25 years of age (50%). Respondents aged 45-55 point out that they have enough time to complete all defined tasks to the greatest extent (92.7%) compared to respondents aged 26-35 (71.8%). In addition, respondents aged 45-55 point out that the school informs them about security incidents that occur in the absence of school police officers to the greatest extent (82.6%) compared to respondents under 25 years of age (54.5%). Also, respondents aged 45-55 point out that they get involved in activities that are not part of work tasks at the request of principals, employees, or parents and children to the greatest extent (58.7%) compared to respondents under 25 years of age (9.1%). It is interesting to point out that young people over 25 years of age (95.5%) do not have suggestions for improving cooperation with school police officers. Further analysis shows that respondents aged 45-55 believe that engagement of school police officers contributes to the improvement of school safety to the greatest extent (92.7%) compared to respondents under 25 years of age (50%).

In relation to previous experience in the performance of police work, the results show that the respondents who have up to 30 years of work experience point out that the school introduced them to the procedures and ways of acting to achieve the security protection of students and schools to the greatest extent (97.6%), while respondents with up to 2 years of work experience make up the least amount (23.1%). Respondents who have up to 30 years of work experience point out that there

are clearly planned goals and tasks of the school police officer to the greatest extent (91.7%) compared to respondents who have up to 2 years of work experience (15.4%). In addition, respondents with up to 30 years of work experience point out that they have enough time to complete all defined tasks the most (92.8%), while respondents with up to 2 years of work experience do so the least (61.5%). Respondents with up to 30 years of work experience point out that the school informs them about security incidents and that they submit a report to the competent police station to the greatest extent (83.1%) compared to respondents (45%) with up to 2 years of work experience. In addition, it was determined that respondents who have up to 30 years of work experience believe, to the greatest extent (92.8%), that the engagement of police officers can contribute to improving school safety.

Taking into consideration the additional education required for performing the duties of a school police officer, the results indicate that respondents who have undergone additional education (97.2%) largely emphasize that the school introduced them to its procedures regarding actions for ensuring the security and protection of students and schools, compared to those who have not undergone additional education (85.5%). Moreover, respondents who have undergone additional education point out that there are clearly planned goals and tasks of the school police officer more (82.8%) than those who have not (78%). In addition, it was determined that such respondents emphasize that they have more time to complete the defined tasks (87.6%) than those without additional education (83.6%). They are more inclined to emphasize that the school informs them about security incidents that occur in their absence (78.6%) compared to those without additional education (71.7%). They also point out that they get involved in other activities that are not part of their work tasks at the request of principals, employees, or parents and children (49.7%) compared to those without additional education (37.7%). When it comes to improving cooperation with other police officers and senior officers, the results show that respondents who have undergone additional education believe that they have no suggestions for such improvement more (84.1%) than those without additional education (83.6%). They emphasize that their engagement contributed to the improvement of safety at school more (93.1%) than those who did not undergo such additional education (76.7%).

Table 8: Chi-square Test Results between Gender, Age, Previous Experience, and Additional Education and School Police Officer Variables (Source: Authors' research)

Variable	Gender		Age		Previous experience		Additional education	
	Sig. (2-tailed)	χ^2	Sig. (2-tailed)	χ^2	Sig. (2-tailed)	χ^2	Sig. (2-tailed)	χ^2
Security Procedures	0.67	0.77	0.00**	352.72	0.00**	56.94	0.00**	495.59
Planned Goals and Objectives	0.00**	21.23	0.00**	361.15	0.00**	72.66	0.00**	485.76
Time of Realization of The Activity	0.64	1.65	0.00**	335.97	0.00**	45.94	0.00**	485.56
Notification of Situations	0.57	2.00	0.00**	352.91	0.00**	59.24	0.00**	492.91
Other Off-task Activities	0.00**	20.49	0.00**	341.75	0.00**	44.64	0.00**	466.04
Information Exchange	0.26	0.54	0.54	3.06	0.39	4.10	0.15	5.23
Suggestions for Improving Cooperation	0.20	4.59	0.00**	323.56	0.00**	29.55	0.00**	402.51
Improving Security	0.86	0.83	0.00**	348.46	0.00**	37.26	0.00**	417.56

* $p \leq .05$; ** $p \leq .01$

ANOVA results show that there is a statistically significant correlation between age and the following variables: assessment of the relationship with school principals ($p = 0.00$); assessment of relationship with parents ($p = 0.00$); assessment of relations with employees ($p = 0.01$); assessment of relationship with senior police officers ($p = 0.00$); assessment of relationships with colleagues ($p = 0.00$). In relation to the previous experience, a statistically significant correlation was established with the following variables: assessment of the relationship with school principals ($p = 0.06$) and assessment of the relationship with parents ($p = 0.07$). In relation to additional education, it was determined that there is a statistically significant correlation with one variable related to the assessment of the relationship with parents ($p = 0.06$) (Table 9).

Further analysis shows that respondents aged 46-55 had the highest score ($x = 3.24$; $sd = 0.94$) while assessing the relationship between school police officers and school principals; then with the employees of the school where they are employed ($x = 4.70$; $sd = 0.53$), as well as with senior police officers ($x = 4.68$; $sd = 0.59$). The highest score ($x = 4.50$; $sd = 0.73$) of the assessment of the relationship with children and parents of the schools in which they are engaged was recorded in respondents aged 36-45. In relation to previous experience, it was determined that respondents with over 30 years of work experience assessed the relationship with school principals with the highest score ($x = 4.92$; $sd = 0.28$). In addition, it was determined that respondents with more than 20 years of work experience assess the relationship with the children and parents of the schools in which they are employed with the highest score. When it comes to additional education, the results show that respondents who have additional education assess the relationship with children and parents in the schools where they are engaged with the highest score ($x = 4.46$; $sd = 0.71$) (Table 9).

Table 9: One-way ANOVA Results between Age, Previous Experience, and Additional Education and Variables Assessment of Relations during Performance of Work (Source: Authors' research)

Variable	Mean	Std. Deviation	Age		Previous experience		Additional education	
			<i>F</i>	<i>p</i>	<i>F</i>	<i>p</i>	<i>F</i>	<i>p</i>
Relationship with School Principals	4.52	0.76	7.79	0.00**	2.42	0.06*	2.49	0.11
Relationship with Parents	4.37	0.75	5.18	0.00**	2.33	0.07*	3.38	0.06*
Relationship with Employees	4.59	0.65	3.68	0.01*	0.85	0.59	2.29	0.13
Relationship with Senior Police Officers	4.53	0.71	4.57	0.00**	1.92	0.10	1.21	0.27
Relationship with Colleagues	4.54	0.66	2.63	0.06	0.88	0.47	0.11	0.73

* $p \leq .05$; ** $p \leq .01$.

DISCUSSION

It was shown in our study that, as in similar earlier research conducted in the USA (Chrusciel et al. 2015) and in Serbia (Milojević et al. 2017; Spasić and Kekić 2012), students feel safer when the school has a school police officer. However, very few students turn to school police officers for help or contact them at all, indicating that there is little interaction between them. Theriot and Cuellar (2016) indicated in their research that students who have a greater number of interactions with police officers at school have a more positive attitude towards them. In our research, the data indicate that such interaction in Serbia is at a low level.

On the other hand, school police officers rate their relationship with principals and teachers as excellent, and the weakest relationship is with children and parents. Such data also indicate that school police officers have a weak interaction with students. As already pointed out by Fix et al. (2021), one of the shortcomings of training in the USA is that police officers receive minimal training on how to understand adolescents and how to communicate with them, and this is clearly the problem of Serbian police officers as well, as we have already stated that they do not have adequate specialized training.

Teachers in Serbia, in large numbers, believe that school police officers are necessary for schools. They receive support from school police officers, and they have a positive attitude towards school police officers on all issues. The results obtained on this issue do not differ in many ways from the attitudes of school employees in previously conducted studies, both in Serbia and in other countries (Chrusciel et al. 2015; Kekić and Spasić 2018; Öğülmüş et al. 2011; Spasić and Kekić 2012; Wolfe et al. 2017). The school police officers themselves agree largely with the views of the teachers that a school police officer is necessary for the school because they believe that the deployment of a school police officer improves safety in the school.

From the results of the presented research, it can be seen that more than half of the school police officers have not completed any specialized training. In comparison to the research in Texas, that number is 40% (Martinez-Prather et al. 2016). However, the problem in Serbia is even greater because only 5.8% of respondents stated that they completed a specific course, and 42.7% of them completed a seminar, which lasted one or two days. The question is whether it is possible to provide someone with at least basic knowledge and not provide the broader training that is necessary for a school police officer. The answer is no. From the above, it can be concluded that only 5.8% of school police officers have certain specialized training for the job, which is unacceptable data. Therefore, we would agree with the statement from the previous research by Milojević et al. (2017) that there is no organized specialized training in Serbia for a school police officer, which is otherwise a prerequisite for the successful work of a school police officer (Counts et al. 2018).

Another worrying fact is that only about 1/3 of school police officers in Serbia perform their activities in one school, while the rest work in two or more schools. The fact that this is not a good practice was confirmed in the massacre at the elementary school in Belgrade, where a police officer occasionally visited the school but was not at the school at the time of the shooting. We are not sure if she could have completely prevented the crime, but we assume that the consequences would have been less devastating. This is an extreme form of violence; however, with a partial presence in the school, the school police officer is not able to fully accomplish other, often simpler, tasks.

When it comes to the limitations of the conducted research, it should be noted that the research was conducted before the mass shooting in the elementary school in Belgrade. We assume that the results of the research would be somewhat different now, but not more dramatic, because even then, the respondents had a positive attitude about the school police officer, and now this would probably be the same. In any case, a subsequent investigation should be conducted after the mentioned event in order to have a complete insight into the current situation. Moreover, it can be seen that a number of answers are missing in tables showing the results, which is perhaps more notable than in other surveys. However, since there was a large number of respondents, we consider the data to be valid.

This is the first study in Serbia and Southeast Europe that examined the role and importance of the school police officer, with a large number of respondents from different categories. The research has a special significance for the current situation in Serbia because school police officers were introduced en masse in all schools after the mass shooting in the elementary school in Belgrade. This study can contribute to the positive direction of this trend so that the “school police officer” program can be successfully implemented in schools throughout Serbia. Besides, it can help to overcome the current difficult situation and reduce fear among children in schools.

CONCLUSION

Although the data for our research was collected before the unfortunate events in Belgrade, the results suggest that the entire public (students, parents, teachers, principals, and school police officers) believes that a school police officer is needed in schools and that he has a very positive effect on school safety. After the mass shooting at the school in Belgrade, we believe that the public will be even more convinced that it is necessary. However, the simple presence of the school police officer on the premises is not enough; his work must be improved. That is why it is necessary to undertake three types of measures: regulatory, informative-educational, and institutional-organizational.

Within the first group of measures, it is necessary to establish a school police officer institute within formal frameworks, that is, to systematize the job position - the school police officer, because currently, the said job is performed by different police officers, who are not sufficiently trained in the field. It is necessary to draw up instructions for this job, which will regulate the actions of a school police officer in detail.

Institutional-organizational measures include the definition of clear criteria that a police officer can perform the duties of a school police officer because they do not exist now. In addition, the question arises whether every school needs a school police officer. That is why it is necessary to define clear, minimum criteria for the introduction of a school police officer in a certain school (number of students, distance from the police station, coverage by patrol and police activities, number of committed offenses and criminal acts in and around the school, number of disciplinary measures imposed in by the school, etc.), by which his introduction to the school according to someone’s “free judgment” would be avoided. In order to improve the work of the school police officers and exchange experience, it is necessary to connect all school police officers in the School Police Officer Network through internal police networks or social networks in order to exchange experiences on security-related issues in schools. One of the most important rules would be “one school police officer - one school”, which was not applied at the time of the school massacre in

Belgrade. In many schools in Serbia, one school police officer works in two or more schools, often during a short period. The school police officer is not able to fulfill his tasks completely due to his partial presence in the school, which was also the case in the case of the massacre in the elementary school in Belgrade because she was not present at the time of the attack.

Informational and educational measures include the establishment of special training for school police officers and the creation of a training program (Handbook) for the “school police officer”. In accordance with the newly created situation in Serbia, one part of the training would have to refer to the actions of school police officers in AMOK situations, that is, mass shootings in schools. In addition to independent training for school police officers, it is necessary to conduct joint training with school representatives. All the above measures would help each school where security is threatened to get its school police officer, who will contribute to increasing the safety of students in schools, feeling of safety of students and employees, and particularly help to avoid tragedies like the one that happened in the elementary school in Belgrade.

CRediT AUTHOR STATEMENT

Bojan Janković: Conceptualization, methodology, software, visualization, investigation.

Vladimir M. Cvetković: Conceptualization, methodology, software, validation.

Zvonimir Ivanović: Data curation, writing - original draft preparation.

Svetlana Jovanović: Visualization, investigation.

Božidar Otašević: Supervision, writing - reviewing and editing.

Aleksandar Ivanov: Writing - reviewing and editing.

All authors have read and agreed to the published version of the article.

COMPLIANCE WITH ETHICAL STANDARDS

Acknowledgments:

We sincerely appreciate and express our gratitude to Dr. Aleksandar Ivanov, our esteemed colleague, for his invaluable contributions to the research that shaped this article. His exceptional commitment and teamwork have greatly influenced the direction and quality of our work.

Funding:

This research was funded by the Scientific-Professional Society for Disaster Risk Management, Belgrade (<https://upravljanje-rizicima.com/>, accessed on 16 September 2021) and the International Institute for Disaster Research (<https://upravljanje-rizicima.com/medjunarodni-institut-za-istrazivanje-katastrofa/>, accessed on 16 September 2021), Belgrade, Serbia.

Institutional Review Board Statement:

The study was conducted according to the guidelines of the Declaration of Helsinki and approved by the Institutional Review Board of the Scientific-Professional Society for Disaster Risk Management and the International Institute for Disaster Research (protocol code 001/2022, 7 October 2022).

Statement of Human Rights:

This article does not contain any studies with human participants performed by any authors.

Statement on the Welfare of Animals:

This article does not contain any studies with animals performed by any authors.

Informed Consent:

Informed consent was obtained from all subjects involved in the study.

Disclosure statement:

No potential conflict of interest was reported by the author/s.

PUBLISHER'S NOTE

The Institute for Research and European Studies remains neutral concerning jurisdictional claims in published maps and institutional affiliations.

REFERENCES

1. Al-ramlawi, A., El-Mougher, M., & Al-Agha, M. 2020. The Role of Al-Shifa Medical Complex Administration in Evacuation & Sheltering Planning. *International Journal of Disaster Risk Management*, 2(2), 19-36.
2. Aleksandrina, M., Budiarti, D., Yu, Z., Pasha, F., & Shaw, R. 2019. Governmental Incentivization for SMEs' Engagement in Disaster Resilience in Southeast Asia. *International Journal of Disaster Risk Management*, 1(1), 32-50.
3. Bolger, P. C., Kremser, J., & Walker, H. 2019. Detention or diversion? The influence of training and education on school police officer discretion. *Policing: An International Journal*, 42(2), 255-269. <https://doi.org/10.1108/pijpsm-01-2018-0007>
4. Bošković, G., & Simić, B. 2004. Iskustva u realizaciji projekata "Školski policajac – prijatelj i zaštitnik dece" [Experiences in the implementation of projects "School policeman - friend and protector of children"]. *Bezbednost*, 46(5), 761-774.
5. Broll, R., & Howells, S. 2021. Community Policing in Schools: Relationship-Building and the Responsibilities of School Resource Officers. *Policing: A Journal of Policy and Practice*, 15(2), 701-715. <https://doi.org/10.1093/police/paz053>
6. Brown, B. 2006. Understanding and assessing school police officers: A conceptual and methodological comment. *Journal of Criminal Justice*, 34(6), 591-604. <https://doi.org/10.1016/j.jcrimjus.2006.09.013>
7. Chrusciel, M. M., Wolfe, S., Hansen, J. A., Rojek, J. J., & Kaminski, R. 2015. Law enforcement executive and principal perspectives on school safety measures. *Policing: An International Journal of Police Strategies & Management*, 38(1), 24 - 39. <https://doi.org/10.1108/PIJPSM-11-2014-0115>
8. Counts, J., Randall, K. N., Ryan, J. B., & Katsiyannis, A. 2018. School Resource Officers in Public Schools: A National Review. *Education and Treatment of Children*, 41(4), 405-430. <https://doi.org/10.1353/etc.2018.0023>
9. Crawford, C., & Burns, R. 2015. Preventing school violence: assessing armed guardians, school policy, and context. *Policing: An International Journal of Police Strategies & Management*, 38(4), 631 - 647. <https://doi.org/10.1108/PIJPSM-01-2015-0002>
10. Crawford, C., & Burns, R. 2016. Reducing school violence: Considering school characteristics and the impacts of law enforcement, school security, and environmental factors. *Policing: An International Journal of Police Strategies & Management*, 39(3), 455-477. <https://doi.org/10.1108/PIJPSM-05-2016-0061>
11. Cruz, R. D. D., & Ormilla, R. C. G. 2022. Disaster Risk Reduction Management Implementation in the Public Elementary Schools of the Department of Education, Philippines. *International Journal of Disaster Risk Management*, 4(2), 1-15.
12. El-Mougher, M. M., & Mahfuth, K. 2021. Indicators of Risk Assessment and Management in Infrastructure Projects in Palestine. *International Journal of Disaster Risk Management*, 3(1), 23-40.
13. Fisher, B. W., McKenna, J., Higgins, E. M., Maguire, E. R., & Homer, E. M. 2022. The Alignment Between Community Policing and the Work of School Resource Officers. *Police Quarterly*, 25(4), 561-587. <https://doi.org/10.1177/10986111211053843>

14. Fix, R. L., Aaron, J., & Greenberg, S. 2021. Experience Is Not Enough: Self-Identified Training Needs of Police Working with Adolescents. *Policing: A Journal of Policy and Practice*, 15(4), 2252-2268. <https://doi.org/10.1093/police/paab039>
15. Gill, C., Gottfredson, D., & Hutzell, K. 2016. Can school policing be trauma-informed? Lessons from Seattle. *Policing: An International Journal of Police Strategies & Management*, 39(3), 551-565. <https://doi.org/10.1108/PIJPSM-02-2016-0020>
16. Gonzalez, J. M. R., Jetelina, K. K., & Jennings, W. G. 2016. Structural school safety measures, SROs, and school-related delinquent behavior and perceptions of safety: A state-of-the-art review. *Policing: An International Journal of Police Strategies & Management*, 39(3), 438-454. <https://doi.org/10.1108/PIJPSM-05-2016-0065>
17. Gottfredson, D. C., Crosse, S., Tang, Z., Bauer, E. L., Harmon, M. A., Hagen, C. A., & Greene, A. D. 2020. Effects of school resource officers on school crime and responses to school crime. *Criminology & Public Policy*, 19(3), 905-940. <https://doi.org/10.1111/1745-9133.12512>
18. Han, S., & Connell, N. M. 2021. The Effects of School Police Officers on Victimization, Delinquency, and Fear of Crime: Focusing on Korean Youth. *Int J Offender Ther Comp Criminol*, 65(12), 1356-1372. <https://doi.org/10.1177/0306624X20946933>
19. Henshall, A. 2017. On the school beat: police officers based in English schools. *British Journal of Sociology of Education*, 39(5), 593-606. <https://doi.org/10.1080/01425692.2017.1375401>
20. Ivey, C. A. S. 2012. Teaching, counseling, and law enforcement functions in South Carolina high schools: A study on the perception of time spent among school resource officers. *International Journal of Criminal Justice Sciences*, 7(2), 550-561.
21. Janković, B. 2021a. The Role of the Police in Disasters Caused by Pandemic Infectious Diseases. *International Journal of Disaster Risk Management*, 3(1), 41-48. <https://doi.org/10.18485/ijdrm.2021.3.1.4>
22. Janković, B. 2021b. The role of the police in disasters caused by pandemic infectious diseases. *International Journal of Disaster Risk Management*, 3(1), 41-50.
23. Janković, B., Sakač, A., & Iričanin, I. 2023. Students' perception of police readiness to respond to disasters caused by a COVID-19 pandemic. *International Journal of Disaster Risk Management*, 5(1), 39-51.
24. Jennings, W. G., Khey, D. N., Maskaly, J., & Donner, C. M. 2011. Evaluating the relationship between law enforcement and school security measures and violent crime in schools. *Journal of police crisis negotiations*, 11(2), 109-124. <https://doi.org/10.1080/15332586.2011.581511>
25. Kabir, M. H., Hossain, T., & Haque, M. W. 2022. Resilience to natural disasters: A case study on the southwestern region of coastal Bangladesh. *International Journal of Disaster Risk Management*, 4(2), 91-105. <https://doi.org/10.18485/ijdrm.2022.4.2.6>
26. Katsiyannis, A., Whitford, D. K., & Ennis, R. P. 2018. Historical Examination of United States Intentional Mass School Shootings in the 20th and 21st Centuries: Implications for Students, Schools, and Society. *Journal of Child and Family Studies*, 27(8), 2562-2573. <https://doi.org/10.1007/s10826-018-1096-2>
27. Kekić, D., & Spasić, D. 2018. Učešće policije u video-nadzoru u školama na području policijske uprave za grad Beograd – tradicija, stanje i perspektive razvoja [Participation of Police in Video-Control in Schools in the Area of Police Department for City OF Belgrade - Tradition, the State and Prospects of Development]. In M. Lipovac, S. Stanarević, & Ž. Kešetović (Eds.),

- Bezbednost u obrazovno-vaspitnim ustanovama i video-nadzor (pp. 98-110). Univerzitet u Beogradu, Fakultet bezbednosti.
28. Lynch, C. G., Gainey, R. R., & Chappell, A. T. 2016. The effects of social and educational disadvantage on the roles and functions of school resource officers. *Policing: An International Journal of Police Strategies & Management*, 39(3), 521-535. <https://doi.org/10.1108/PIJPSM-02-2016-0021>
 29. Mano, R., A, K., & Rapaport, C. 2019. Earthquake preparedness: A Social Media Fit perspective to accessing and disseminating earthquake information. *International Journal of Disaster Risk Management*, 1(2), 19-31.
 30. Martinez-Prather, K. E., McKenna, J. M., & Bowman, S. W. 2016. The impact of training on discipline outcomes in school-based policing. *Policing: An International Journal of Police Strategies & Management*, 39(3), 478-490. <https://doi.org/10.1108/pijpsm-02-2016-0022>
 31. May, D. C., Rice, C., & Minor, K. I. 2012. An Examination of School Resource Officers' Attitudes Regarding Behavioral Issues among Students Receiving Special Education Services. *Current Issues in Education*, 15(3), 1-11.
 32. Milojević, S., & Janković, B. 2022. Osnovi policijske taktike, treće izmenjeno i dopunjeno izdanje [Basics of the Police Tactics, third revised edition]. Kriminalističko-policijski univerzitet.
 33. Milojević, S., Janković, B., Milojković, B., & Djukanović, S. 2017. Effectiveness of the School Police Officer Program. In B. Simeunović-Patić (Ed.), *Archibald Reiss days* (pp. 35-47). The Academy of Criminalistic and Police Studies, Belgrade.
 34. Montes, A. N., Mears, D. P., Collier, N. L., Pesta, G. B., Siennick, S. E., & Brown, S. J. 2021. Blurred and Confused: The Paradox of Police in Schools. *Policing: A Journal of Policy and Practice*, 15(2), 1546-1564. <https://doi.org/10.1093/police/paaa045>
 35. MUP, S. 2023. U Osnovnoj školi „Vladislav Ribnikar“ na Vračaru ubijeno osmoro dece i radnik obezbeđenja [Eight children and a security guard were killed in the “Vladislav Ribnikar” Elementary School in Vračar]. Retrieved 14.05. from <http://www.mup.gov.rs/wps/portal/sr/aktuelno/saopstenja/086bb2b0-0751-4b31-b08b-0f95042fb1bb>
 36. Na, C., & Gottfredson, D. C. 2013. Police Officers in Schools: Effects on School Crime and the Processing of Offending Behaviors. *Justice Quarterly*, 30(4), 619-650. <https://doi.org/10.1080/07418825.2011.615754>
 37. Ninčić, Ž. 2022. Vršnjačko nasilje kao oblik socijalne destrukcije [Peer Violence as a Form of Social Destruction]. *Kultura polisa*, 19(2), 201-222. <https://doi.org/10.51738/Kpolisa2022.19.2p.201n>
 38. Öğülmüş, S., Pişkin, M., & Kumandaş, H. 2011. Does the school police project work? The effectiveness of the school police project in Ankara, Turkey. *Procedia-Social and Behavioral Sciences*, 15, 2481-2486. <https://doi.org/10.1016/j.sbspro.2011.04.132>
 39. Rhodes, T. 2019. School Resource Officer Perceptions and Correlates of Work Roles. *Policing: A Journal of Policy and Practice*, 13(4), 498-516. <https://doi.org/10.1093/police/pax078>
 40. Rico, G. C. S. 2019. School-Community Collaboration: Disaster Preparedness Towards Building Resilient Communities. *International Journal of Disaster Risk Management*, 1(2), 45-59. <https://doi.org/10.18485/ijdrm.2019.1.2.4>

41. Ristović, S. 2021. Tradicionalni i savremeni model rada policije na bezbednosnom sektoru [The Traditional and the Modern Model of Police Work in the Security Sector]. *Civitas*, 11(2), 200-211.
42. RTS. 2023. Kolegijum MUP-a: Nalog za hitan prijem novih 1.200 policajaca, biće u školama i tokom sledeće školske godine [Collegium of the MUP: Order for the immediate admission of 1,200 new police officers, they will be in schools during the next school year as well]. Retrieved 14.05. from <https://www.rts.rs/lat/vesti/drustvo/5191069/kolegijum-mup-a-nalog-za-hitan-prijem-novih-1200-policajaca-bice-u-skolama-i-tokom-sledece-skolske-godine.html>
43. Ryan, J. B., Katsiyannis, A., Counts, J. M., & Shelnut, J. C. 2017. The Growing Concerns Regarding School Resource Officers. *Intervention in School and Clinic*, 53(3), 188-192. <https://doi.org/10.1177/1053451217702108>
44. Scheuermann, B., Billingsley, G., Dede-Bamfo, O., Martinez-Prather, K., & White, S. R. 2021. School Law Enforcement Officer Perceptions of Developmentally Oriented Training. *Policing: A Journal of Policy and Practice*, 15(4), 2283-2296. <https://doi.org/10.1093/police/paab049>
45. Spasić, D., & Kekić, D. 2012. Bezbednost u školama i angažovanje školskih policajaca [School safety and engaging school police officers]. In B. Kordić, A. Kovačević, & B. Banović (Eds.), *Reagovanje na bezbednosne rizike u obrazovno-vaspitnim ustanovama* (pp. 181-195). Univerzitet u Beogradu, Fakultet bezbednosti.
46. Stevanović, I., & Zečević, O. 2020. Krivična dela maloletnika u vezi sa drogom-prevenција i suzbijanje [Drug-Related Juvenile Delinquency - Prevention and Suppression]. In M. Milićević & I. Stevanović (Eds.), *Droga i narkomanija: pravni, kriminološki, sociološki i medicinski problemi* (pp. 287-299). Institut za kriminološka i sociološka istraživanja.
47. Stevenson, Q. W. 2011. School resource officers and school incidents: A quantitative study. The University of Alabama].
48. Theriot, M. T. 2016. The impact of school resource officer interaction on students' feelings about school and school police. *Crime & Delinquency*, 62(4), 446-469. <https://doi.org/10.1177/0011128713503526>
49. Theriot, M. T., & Cuellar, M. J. 2016. School resource officers and students' rights. *Contemporary Justice Review*, 19(3), 363-379. <https://doi.org/10.1080/10282580.2016.1181978>
50. Trotman, D., & Thomas, L. 2016. Police Community Support Officers in Schools: Findings from an Evaluation of a Pilot Training Programme for School Liaison Officers. *Policing*, 10(3), 288-299. <https://doi.org/10.1093/police/paw006>
51. Tyebkhan, G. 2003. Declaration of Helsinki: The ethical cornerstone of human clinical research. *Indian Journal of Dermatology Venereology and Leprology*, 69, 245-247.
52. Valenta, Z., Butković, A., & Karlović, R. 2019. Osvrt na dosadašnji rad kontakt-policajaca Policijske uprave zagrebačke. *Policija i sigurnost*, 28(1), 15 – 26.
53. Vibhas, S., Bismark, A. G., Ruiyi, Z., Anwaar, M. A., & Rajib, S. 2019. Understanding the barriers restraining the effective operation of flood early warning systems. *International Journal of Disaster Risk Management*, 1(2), 1-19.
54. Wolfe, S. E., Chrusciel, M. M., Rojek, J., Hansen, J. A., & Kaminski, R. J. 2017. Procedural Justice, Legitimacy, and School Principals' Evaluations of School Resource Officers: Support, Perceived Effectiveness, Trust, and Satisfaction. *Criminal Justice Policy Review*, 28(2), 107-138. <https://doi.org/10.1177/0887403415573565>

55. Xuesong, G., & Kapucu, N. 2019. Examining Stakeholder Participation in Social Stability Risk Assessment for Mega Projects using Network Analysis. *International Journal of Disaster Risk Management*, 1(1), 1-31.

